



Bowling

Romeo High School Bowling Program 2010-11

Awards - Year In Review



Agenda

- ▶ Year In Review – Did You Know
- ▶ Awards Presentation
- ▶ Video



2010 – 2011 Did You Know?

- ▶ With practice, matches and tournament competition, athletes bowled approximately 150 – 177 games (Tyler Culver and Shannon Kelley will bowl slightly more!)
 - All from November 18 – February 27 (a little more than 3 months)
 - An adult 35 week league season is 105 games
- ▶ The 2010 – 2011 Bulldogs had 14 of 23 athletes on the team that were not on the team last season
- ▶ A record number of teams participated in the Romeo Team Invitational (full house)!
- ▶ MAC Red Division is arguably the best bowling division in the state of Michigan year over year
 - ▶ The Bulldogs revamped roster did very well in such a tough conference
- ▶ Tyler Stokes, Matthew Fazzalare, and Sarah Kennedy are all members of the National Honor Society



2010 – 2011 Did You Know?

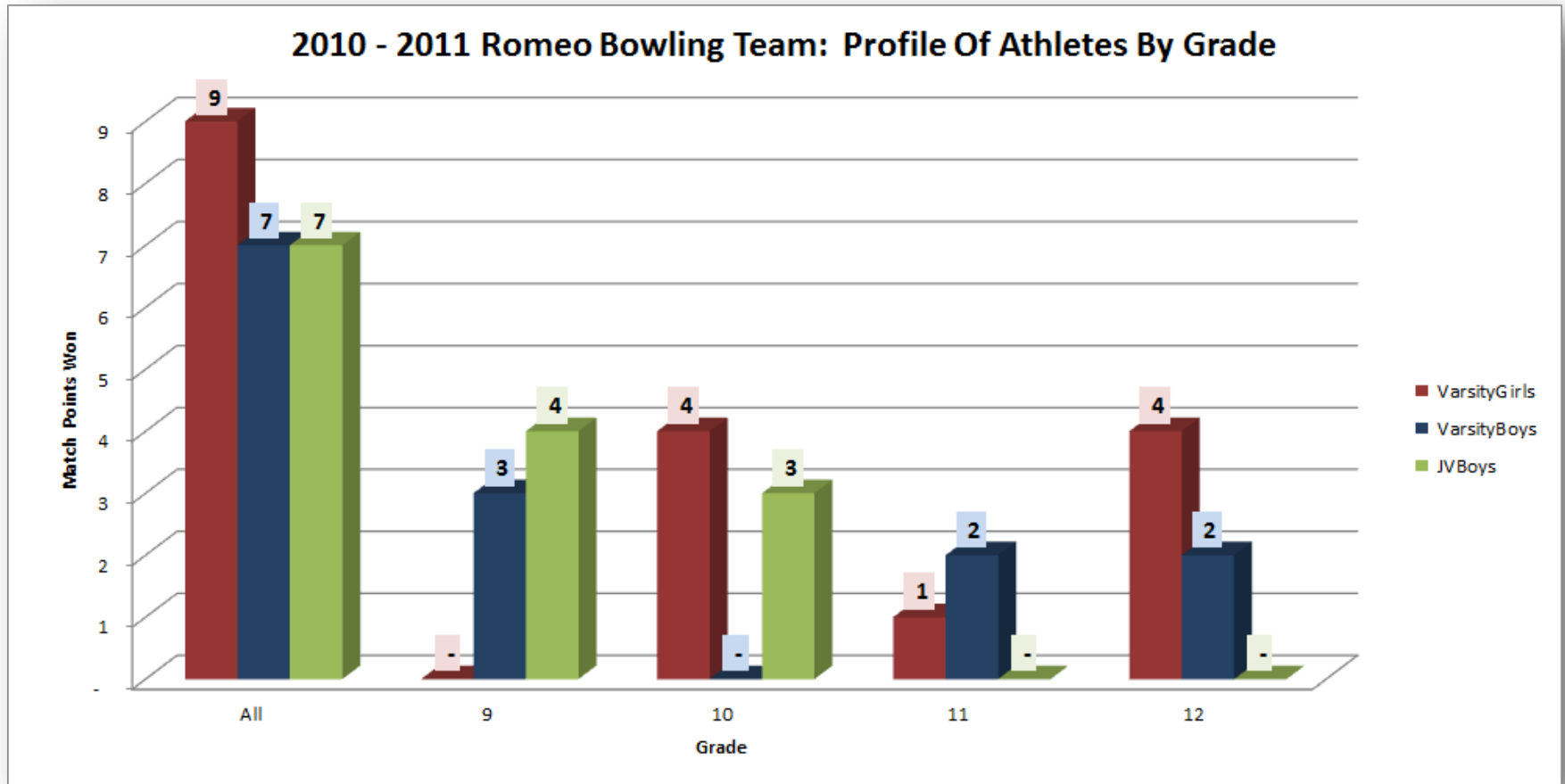
- ▶ The 10 athletes that attended the 2010 Romeo Summer Clinic 2 or more times improved their average 27.42 pins over last season and two of those athletes were in the top 10 at the regionals
- ▶ Congratulations Shannon Kelley and Tyler Culver for qualifying for the MHSAA State Singles!

Romeo Team Statistics 2010 - 2011					MAC Red Match Games							
Last	First	B./	Grade	Date	Total Pins	Games Bowled	Points Won	AVG	High 2 Game Series	High Game	*Avg Improvement	At 2010 Romeo Summer Clinic
Kelley	Shannon	G	12	1-Mar	3,626	18	9.0	201.4	479	268	9.4	y
Koster	Kaylla	G	12	1-Mar	3,520	18	11.0	195.6	470	245	14.6	y
Brunkey	Patrick	B	9	1-Mar	3,546	20	6.0	177.3	394	213	25.3	y
Culver	Tyler	B	9	1-Mar	3,248	18	5.5	180.4	427	235	31.4	y
Fazzalare	Matthew	B	11	1-Mar	3,422	18	6.5	190.1	478	244	40.1	y
Nelson	Andrew	B	10	1-Mar	3,380	20	8.0	169.0	421	244	30.0	y
Seefried	Joseph	B	9	1-Mar	3,649	20	9.0	182.5	454	241	33.5	y
Stokes	Dylan	B	9	1-Mar	4,006	20	11.5	200.3	457	264	33.3	y
Stokes	Tyler	B	12	1-Mar	3,514	18	9.0	195.2	446	247	31.2	y
Wachtmeister	Corey	B	12	1-Mar	1,037	5	4.0	207.4	431	275	25.4	y

* Average from 2009-2010 High School or 2009-2010 USBC if no High School average

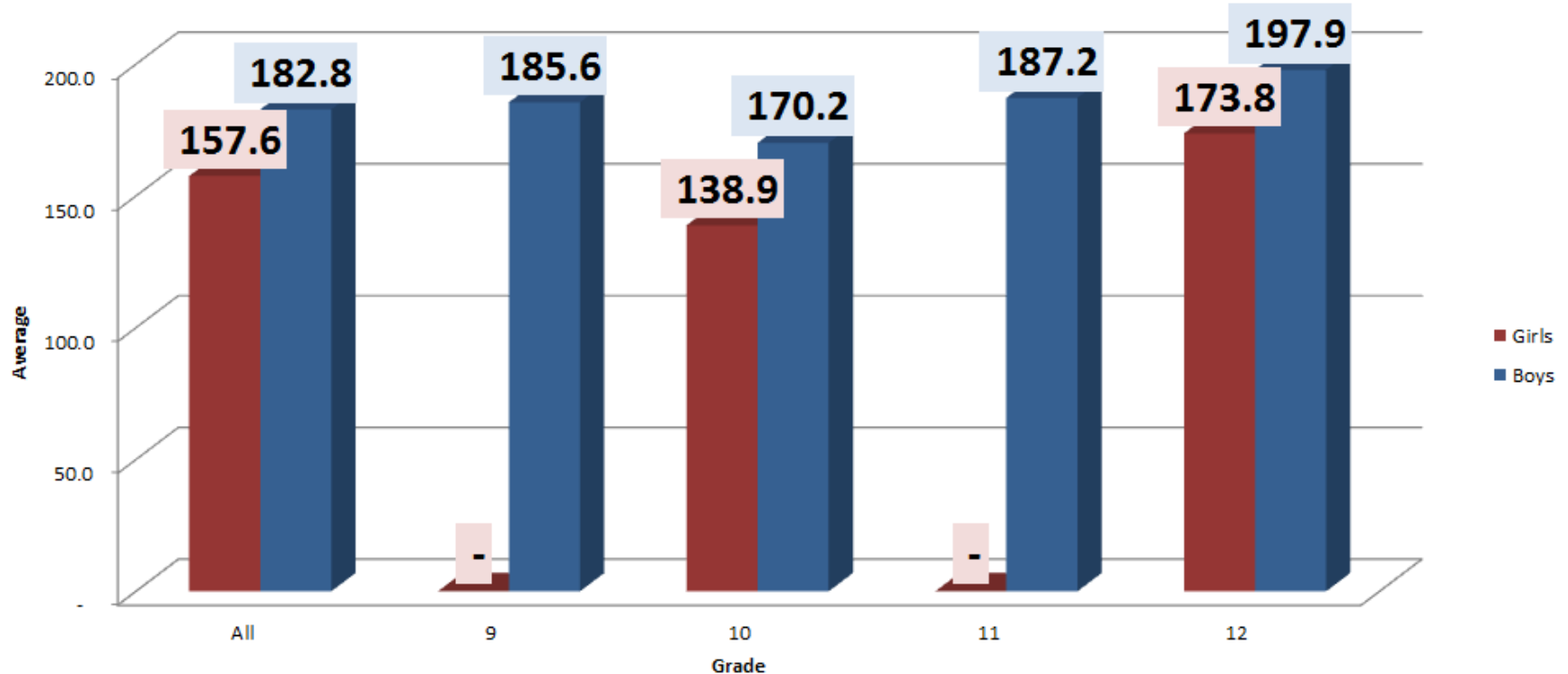


2010 - 2011 Did You Know?



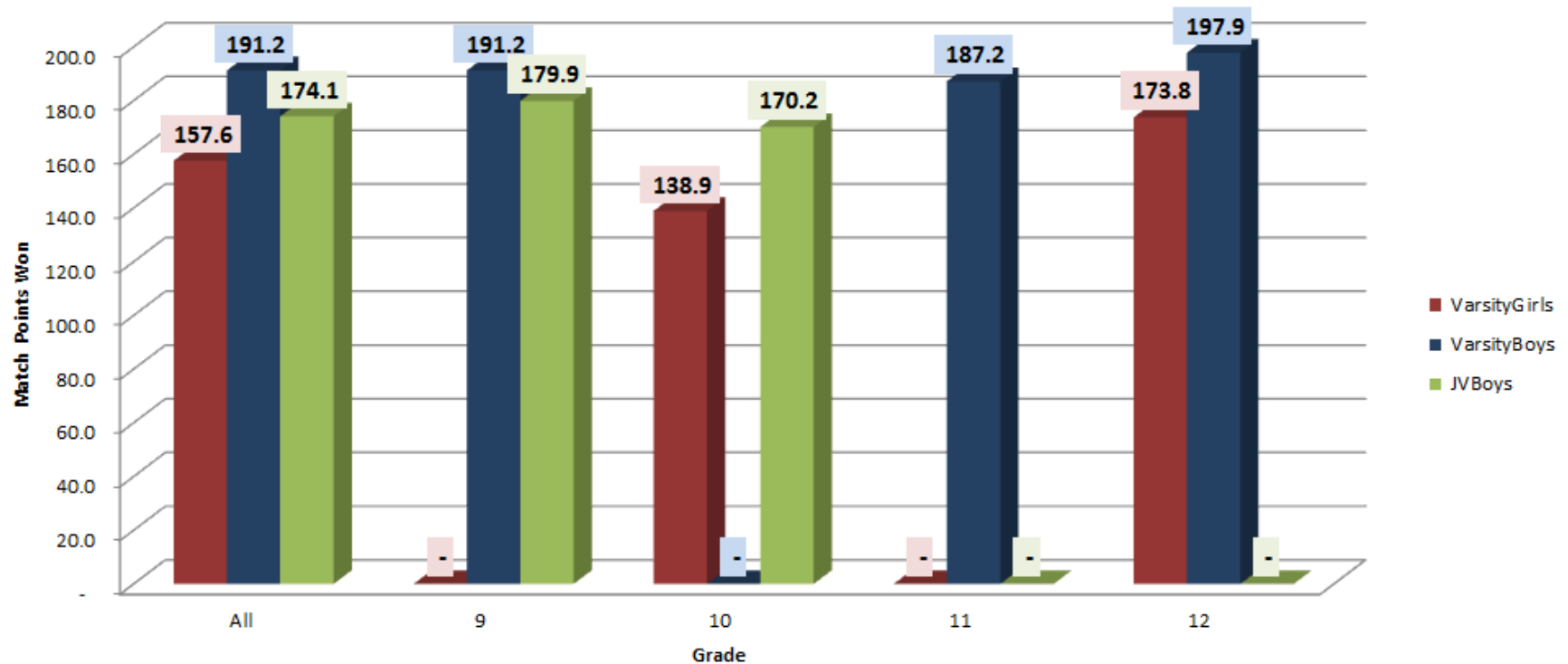
2010 - 2011 Did You Know?

2010 - 2011 Romeo Bowling Team: MAC Red Division Final Statistics Averages
By Grade



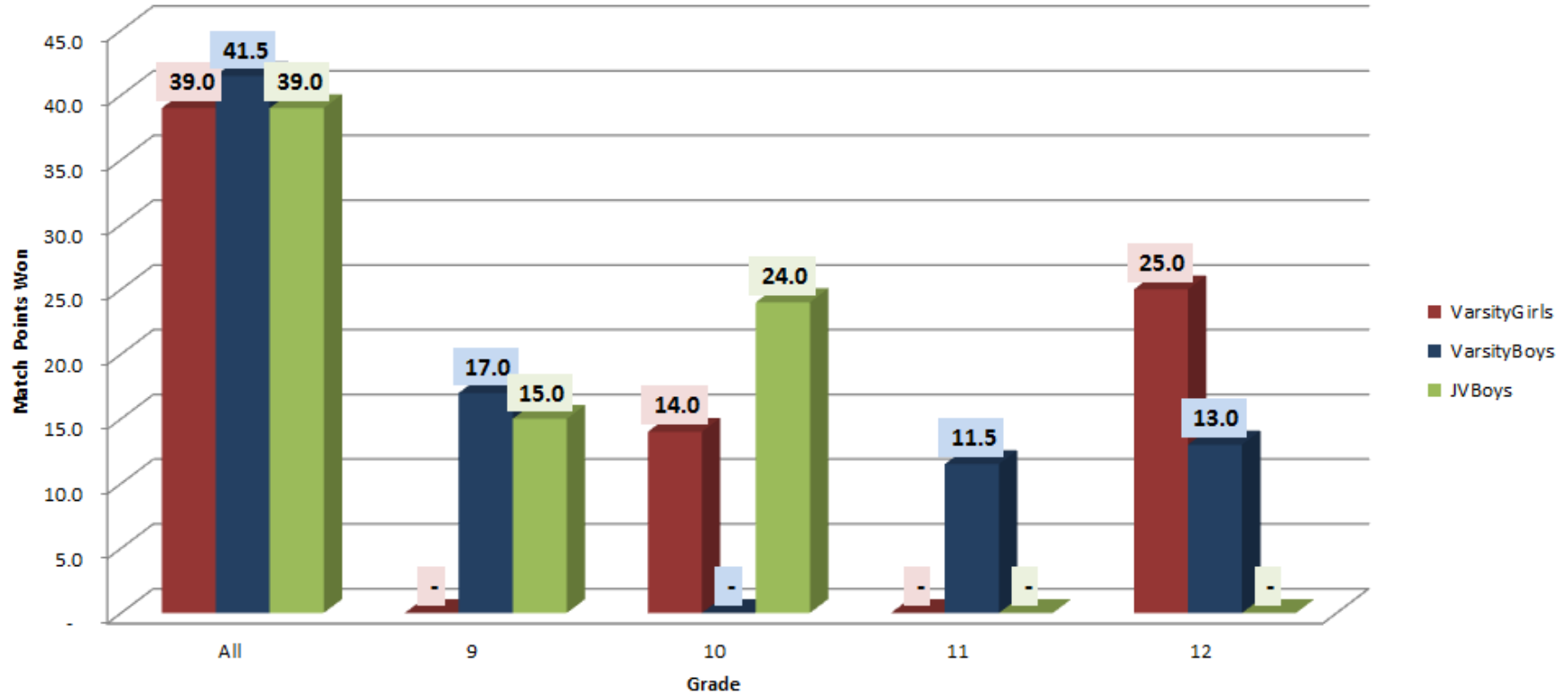
2010 - 2011 Did You Know?

2010 - 2011 Romeo Bowling Team: MAC Red Match Averages By Level And Grade



2010 - 2011 Did You Know?

2010 - 2011 Romeo Bowling Team: Points Won By Level And Grade



2010 - 2011 Did You Know?

Romeo Team Statistics 2010 - 2011

					MAC Red Match Games 2010-2011							
Last	First	b	Grade	Date	Total Pins	Games Bowled	Points Won	AVG	High 2 Game Series	High Game	*Avg Improvement	At 2010 Romeo Summer Clinic
Bartolotta	Danny	B	9	6-Mar	-	-	-	-	-	-	NoAvg	
Brunkey	Patrick	B	9	6-Mar	3,546	20	6.0	177.3	394	213	25.3	Y
Culver	Tyler	B	9	6-Mar	3,248	18	5.5	180.4	427	235	31.4	Y
Fazzalare	Matthew	B	11	6-Mar	3,422	18	6.5	190.1	478	244	40.1	Y
Finn	Alex	B	9	6-Mar	395	2	-	197.5	395	203	NoAvg	
Harbin	Alicia	G	10	6-Mar	2,598	14	8.0	185.6	461	258	12.6	
Hayden	Rachel	G	10	6-Mar	722	6	2.0	120.3	252	143	-	
Kelley	Shannon	G	12	6-Mar	3,626	18	9.0	201.4	479	268	9.4	Y
Kennedy	Sarah	G	12	6-Mar	-	-	-	-	-	-	NoAvg	
Koster	Kaylla	G	12	6-Mar	3,520	18	11.0	195.6	470	245	14.6	Y
Lightcap	Kirk	B	10	6-Mar	3,364	20	10.0	168.2	409	234	NoAvg	
Lowran	Kaitlin	G	10	6-Mar	1,220	11	1.0	110.9	298	168	NoAvg	
Mager	Allie	G	11	6-Mar	-	-	-	-	-	-	NoAvg	
Nelson	Andrew	B	10	6-Mar	3,380	20	8.0	169.0	421	244	30.0	Y
Rice	Tyler	B	9	6-Mar	-	-	-	-	-	-	NoAvg	
Ruebelman	Kelsey	G	12	6-Mar	1,889	16	5.0	118.1	308	166	NoAvg	
Seefried	Joseph	B	9	6-Mar	3,649	20	9.0	182.5	454	241	33.5	Y
Seefried	Stephanie	G	10	6-Mar	1,710	14	3.0	122.1	332	179	NoAvg	
Shipman	Alec	B	11	6-Mar	3,692	20	5.0	184.6	414	227	-	
Steffens	Michael	B	10	6-Mar	3,126	18	6.0	173.7	379	215	18.7	
Stokes	Dylan	B	9	6-Mar	4,006	20	11.5	200.3	457	264	33.3	Y
Stokes	Tyler	B	12	6-Mar	3,514	18	9.0	195.2	446	247	31.2	Y
Wachtmeis	Corey	B	12	6-Mar	1,037	5	4.0	207.4	431	275	25.4	Y
VarsityBoys	Baker			6-Mar	3,601	20	22.0	180.1	-	-	NoAvg	
VarsityGirls	Baker			6-Mar	2,807	20	12.0	140.4	-	-	NoAvg	
JVBoys	Baker			6-Mar	3,528	20	44.0	176.4	-	-	NoAvg	

* Average from 2009-2010 High School or 2009-2010 USBC if no High School average



2010 - 2011 Did You Know?

Romeo Team Spare Shooting Statistics From Jan 24, 2011 To Present

***** MAKEABLE SPARES *****																
(1 or 2 pin spare attempts where the pins are right next to each other. Should be converted 100% of the time)																
Last	First	B/G	Grade	From 01/24 To Date Indicated Below	Left Side Att	Left Side Convert	Center Att	Center Convert	Right Side Att	Right Side Convert	L+C+R Att	L+C+R Conv	L+C+R Spare %	Left Spare %	Center Spare %	Right Spare %
Harbin	Alicia	G	10	1-Mar	16	6	-	-	20	11	36	17	47.2%	37.5%		55.0%
Hayden	Rachel	G	10	1-Mar	9	2	6	2	11	4	26	8	30.8%	22.2%	33.3%	36.4%
Kelley	Shannon	G	12	1-Mar	18	11	-	-	22	15	40	26	65.0%	61.1%		68.2%
Kennedy	Sarah	G	12	1-Mar	-	-	-	-	-	-	-	-				
Koster	Kaylla	G	12	1-Mar	14	8	3	1	16	12	33	21	63.6%	57.1%	33.3%	75.0%
Lowran	Kaitlin	G	10	1-Mar	9	3	-	-	20	4	29	7	24.1%	33.3%		20.0%
Mager	Allie	G	11	1-Mar	-	-	-	-	-	-	-	-				
Ruebelma	Kelsey	G	12	1-Mar	7	4	5	2	3	1	15	7	46.7%	57.1%	40.0%	33.3%
Seefried	Stephanie	G	10	1-Mar	14	7	6	3	20	10	40	20	50.0%	50.0%	50.0%	50.0%
Bartolotta	Danny	B	9	1-Mar	-	-	-	-	-	-	-	-				
Brunkey	Patrick	B	9	1-Mar	15	12	3	2	34	17	52	31	59.6%	80.0%	66.7%	50.0%
Culver	Tyler	B	9	1-Mar	14	5	2	2	29	15	45	22	48.9%	35.7%	100.0%	51.7%
Fazzalare	Matthew	B	11	1-Mar	8	2	2	2	10	10	20	14	70.0%	25.0%	100.0%	100.0%
Finn	Alex	B	9	1-Mar	-	-	-	-	-	-	-	-				
Lightcap	Kirk	B	10	1-Mar	13	9	6	2	29	16	48	27	56.3%	69.2%	33.3%	55.2%
Nelson	Andrew	B	10	1-Mar	18	10	9	7	22	13	49	30	61.2%	55.6%	77.8%	59.1%
Rice	Tyler	B	9	1-Mar	-	-	-	-	-	-	-	-				
Seefried	Joseph	B	9	1-Mar	22	14	10	7	16	4	48	25	52.1%	63.6%	70.0%	25.0%
Shipman	Alec	B	11	1-Mar	35	25	2	1	16	14	53	40	75.5%	71.4%	50.0%	87.5%
Steffens	Michael	B	10	1-Mar	15	11	6	5	32	24	53	40	75.5%	73.3%	83.3%	75.0%
Stokes	Dylan	B	9	1-Mar	14	12	7	4	24	13	45	29	64.4%	85.7%	57.1%	54.2%
Stokes	Tyler	B	12	1-Mar	19	9	1	1	24	19	44	29	65.9%	47.4%	100.0%	79.2%
Wachtme	Corey	B	12	1-Mar	11	10	1	1	16	7	28	18	64.3%	90.9%	100.0%	43.8%



Awards

▶ Academic Bowling Medals

- 3.0 or higher GPA For Semester Ending Jan 2011

- Tyler Rice
- Tyler Culver
- Stephanie Seefried
- Kaylla Koster
- Joe Seefried
- Andrew Nelson
- Michael Steffens

Matt Fazzalare
Danny Bartolotta
Sarah Kennedy
Kaitlin Lowran
Tyler Stokes
Dylan Stokes
Alicia Harbin



Awards

- ▶ MAC All-Academic Team Certificate
*T-shirt (Varsity)

- ▶ Matt Fazzalare *
- ▶ Kaitlin Lowran *
- ▶ Rachel Hayden
- ▶ Alicia Harbin
- ▶ Matt Fazzalare

Sarah Kennedy *
Tyler Stokes *
Kaylla Koster
Tyler Culver



Awards

▶ RHS Bulldog Honor Score Certificates

- Individual Games: 250+ boys, 240+ girls
- 2 Game Series: 440+
- Plaques: 290+, 500+, 800+

- Tyler Stokes
- Joe Seefried
- Matt Fazzalare
- Dylan Stokes

Kaylla Koster
Shannon Kelley
Alicia Harbin
Corey Wachtmeister



Awards

- ▶ Most Improved Player – Male / Female / JV and Varsity (Plaques)
 - Based upon last seasons statistics from High School match play – or – USBC sanctioned average if High School average is not available
 - Matt Fazzalare +40.1
 - Joe Seefried +33.5
 - Kaylla Koster +14.6



Awards

- ▶ The Bulldog Award for Teamwork, Leadership, Positive Attitude and Competitiveness (Plaques)
 - Voted by athletes secret ballot: Male / Female / JV and Varsity
 - Alicia Harbin
 - Joe Seefried
 - Corey Wachtmeister



Awards

- ▶ Captains Pick: Most Valuable Player
 - ▶ Alicia Harbin
 - ▶ Joe Seefried
 - ▶ Dylan Stokes



Awards

- ▶ Coaches Selection: Most Valuable Players
 - ▶ Shannon Kelley
 - ▶ Kaylla Koster
 - ▶ Tyler Stokes



Awards

- ▶ Ace Award – Highest Game during High School Competition (Male / Female) Varsity Plaque and JV Certificate

- ▶ Shannon Kelley – 268
- ▶ Corey Wachtmeister – 275
- ▶ Andrew Nelson – 244



Awards

- ▶ Paw Award – Highest Series during High School Competition Male / Female / Varsity /Junior Varsity Certificate
- ▶ Shannon Kelley – 479
- ▶ Matt Fazzalare – 478
- ▶ Joe Seefried – 454



Awards

- ▶ Top Dog Award – Highest Average during High School Competition Male / Female / Varsity /Junior Varsity Certificate
- ▶ Shannon Kelley – 201.4
- ▶ Dylan Stokes – 200.3
- ▶ Joe Seefried – 182.5



Awards

Sharpshooter Award – Highest Spare Shooting Percentage High School Competition (Male / Female) Medals and Certificate

- ▶ 85% > Gold
- ▶ 75% > Silver
- ▶ 65% > Bronze

Michael Steffens – Silver
Tyler Stokes – Bronze
Shannon Kelley – Bronze

Alec Shipman – Silver
Matt Fazzalare – Bronze



Awards

- ▶ Top Gun Award: Male / Female / Varsity / JV
 - Most match points won in MAC Red competition
Medals
 - Gold 1st Kirk Lightcap, Kaylla Koster, Dylan Stokes
 - Silver 2nd Tyler Stokes, Joe Seefried, Shannon Kelley
 - Bronze 3rd Matt Fazzalare, Alicia Harbin, Andrew Nelson



Awards

- ▶ Determination Award: Earned By Athletes For Their Courage and Fortitude To Help The Team At All Costs And Never Give Up!
 - Kaitlin Lowran
 - Stephanie Seefried



Awards

- ▶ Patriot Award Earned By Volunteering To Help The Team and Conference By Singing The National Anthem At Several Events
 - Kelsey Ruebelmann



Awards

- ▶ Victory Award – first match point win in high school competition
- ▶ Stephanie Seefried
- ▶ Kaitlin Lowran
- ▶ Tyler Culver
- ▶ Patrick Brunkey
- Kelsey Reubelmann
- Dylan Stokes
- Joe Seefried
- Kirk Lightcap

